

# LED VALUE TRI COLOUR PANEL





# LED VALUE TRI COLOUR PANEL

**The LEDVANCE Value TRI Colour Panel family ranges from 20W to 60W, each with three light colours in one thanks to easy to use dip switch offering a choice of warm, cool or daylight. Achieving a high luminous flux of up to 6600lm with an efficacy of 110lm/W. The LEDVANCE Value TRI Colour Panel can be surface mounted recessed or suspended making it the ideal replacement for traditional troffers fittings**

## **Multiple CCTs**

Offers in 3 different CCTs to fulfill different application needs. (3000K/4000K/6500K)

## **Professional optical design**

Professional optical designed for better uniformed distribution of light thanks to high quality LED chips

## **Applications**

Suitable for offices, reception areas and corridors, meeting both commercial and domestic requirements

## **Easy installation**

Whether installing within in a T-Bar ceiling or suspending, LEDVANCE TRI Colour Panels and accessories are designed for a quick and easy installation

## **High performance**

High efficacy of up to 110lm/W offering substantial cost reduction thanks to LED technology

## **Lifetime**

Long lifetime of up to 50,000 hrs implying over 11 years of use, if switched on for 12 hours a day. All LEDVANCE TRI Colour Panels come with 5-year warranty or 50,000 hrs as standard.




# PRODUCT AESTHETICS

- Slim and stylish design
- Available in 4 sizes and 3 wattages
- Complete with 1.5m flex and plug

## Key Sellers

Wattage	36W	36W
Model	LDVPL031236WG2TRI	LDVPL060636WG2TRI
Lumens	3900lm	3900lm
Lm/W	110	110
CCT	3000/4000/6500	3000/4000/6500



## AVAILABLE SIZES



20W  
295MM X 595MM



36W  
295MM X 1195MM



36W  
595MM X 595MM

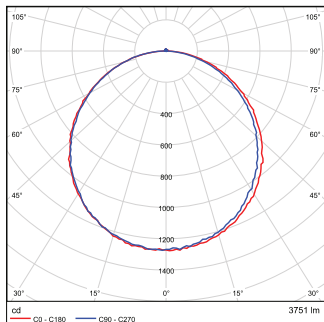


60W  
595MM X 1195MM

# TECHNICAL INFORMATION

## Photometrics

(example of LDVPL031236WG2TR)



## Applications

Indoor commercial and domestic

## High performance

Up to 110lm/W with a 5-year warranty

## Lifetime

50000 hr lifetime (L70/25°)

## Slim design

LED Value panels are shallow and stylish with a 34mm recess

## TRI colour

Available in 3000K, 4000K and 6500K thanks to dip switch

## Easy installation

Complete with 1.5m flex and plug

## Mounting options

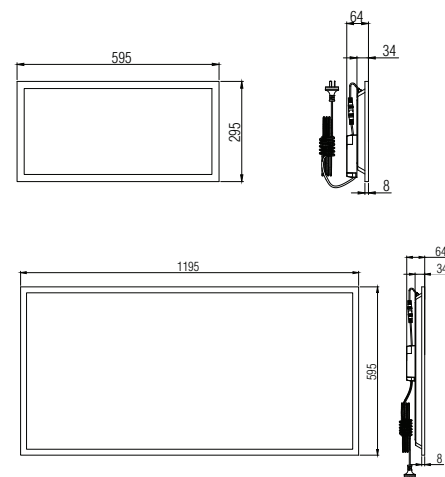

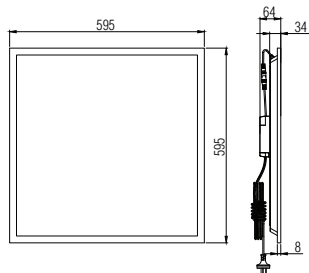
Recess, surface mount and suspension kits also available offering multiple application options

IP20

TRI  
CCT

50000h

Key Model	LDVPL030620WG2TRI	LDVPL031236WG2TRI	LDVPL060636WG2TRI	LDVPL061260WG2TRI
Lumens	2200	2900	3900	6600
Lm/W	110	110	110	110
CCT	3000/4000/6500	3000/4000/6500	3000/4000/6500	3000/4000/6500
IP	20	20	20	20
CRI	80	80	80	80
Lifetime (L70 B50 @ 35 )	50000	50000	50000	50000
Operating temperature	..-10° - +45°	..-10° - +45°	..-10° - +45°	..-10° - +45°
Beam angle	120°	120°	120°	120°
Length (mm)	595	1195	595	1195
Width (mm)	295	295	595	595
Height (mm)	34	34	34	34
Finish	White	White	White	White
PF	0.9	0.9	0.9	0.9
Dimmable	No	No	No	No
Housing Material	SPCC	SPCC	SPCC	SPCC
Warranty	5 Years	5 Years	5 Years	5 Years





# ORDERING INFORMATION



Product name	EAN10	Model Number	Wattage	Lumens	CCT	CRI	IP	Beam °	UGR	Lifetime (Switching cycles)	lm/W	Length (mm)	Width (mm)	Height (mm)	Weight (g)	Dimmable	Material	Product colour	Warranty
LDVAL PANEL 0306 FP 20W G2 TRI 5X1 LEDV	4058075490734	LDVPL030620WG2TRI	20	2200lm	3000/4000/6500	80	20	120°	23	50000	110	595	295	34	1000g	No	SPCC	White	5 Years
LDVAL PANEL 0312 FP 36W G2 TRI 5X1 LEDV	4058075490758	LDVPL031236WG2TRI	36	3900lm	3000/4000/6500	80	20	120°	23	50000	110	1195	295	34	1800g	No	SPCC	White	5 Years
LDVAL PANEL 0606 FP 36W G2 TRI 5X1 LEDV	4058075491595	LDVPL060636WG2TRI	36	3900lm	3000/4000/6500	80	20	120°	23	50000	110	595	595	34	1800g	No	SPCC	White	5 Years
LDVAL PANEL 0612 FP 60W G2 TRI 3X1 LEDV	4058075491779	LDVPL061260WG2TRI	60	6600lm	3000/4000/6500	80	20	120°	23	50000	110	1195	595	34	3600G	No	SPCC	White	5 Years

## ABOUT LEDVANCE

With offices in more than 50 countries and business activities in more than 140 countries, LEDVANCE is one of the world's leading general lighting providers for professional users and end consumers. Having emerged from the general lighting business of OSRAM GmbH, LEDVANCE offers a wide-ranging assortment of LED luminaires for a broad spectrum of application areas, intelligent lighting products for Smart Homes and Buildings, one of the largest LED lamps portfolios in the industry as well as traditional light sources.



# LEDVANCE

LEDVANCE PTY LTD  
Head Office  
Suite 2.1A 394 Lane Cove Road  
Macquarie Park NSW 2113  
Phone 1300 467 726  
[www.ledvance.com.au](http://www.ledvance.com.au)